

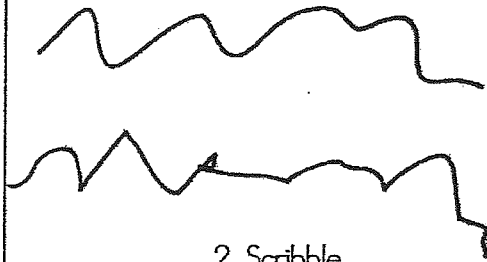
These are the steps a child goes through when they are learning to write. 🖋️ It is a **PROCESS!**

## EVOLUTION OF A CHILD'S WRITING


(Drawings are an important part of a child's writing and often a child will repeat the theme of his/her drawing on subsequent pages)



1. Scribble Stage  
(Starting point any place on the page)



2. Scribble  
(Left to right progression)




3. Mock Letters  
(Can be personal or conventional)



4. Letter String  
(Left to right and progressively downward)



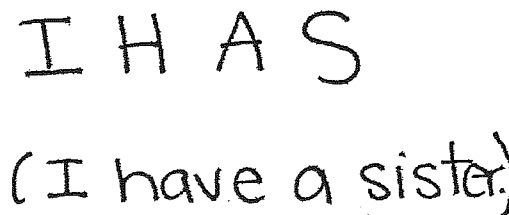
5. Groups of letters with space in between to resemble words




6. Picture Labeling  
(Matching beginning letter to sound)



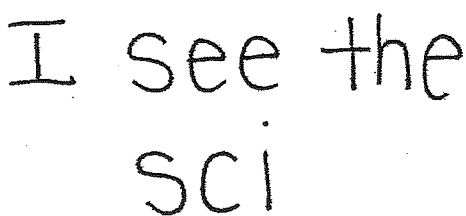
7. Copies Environmental Print



8. Uses first letter of a word to represent the word




9. Uses beginning letter and ending letter to represent the word



10. Hears Medial Sounds  
(Writes word with beginning, medial and ending letters)



11. Phrase Writing



12. Whole Sentence Writing